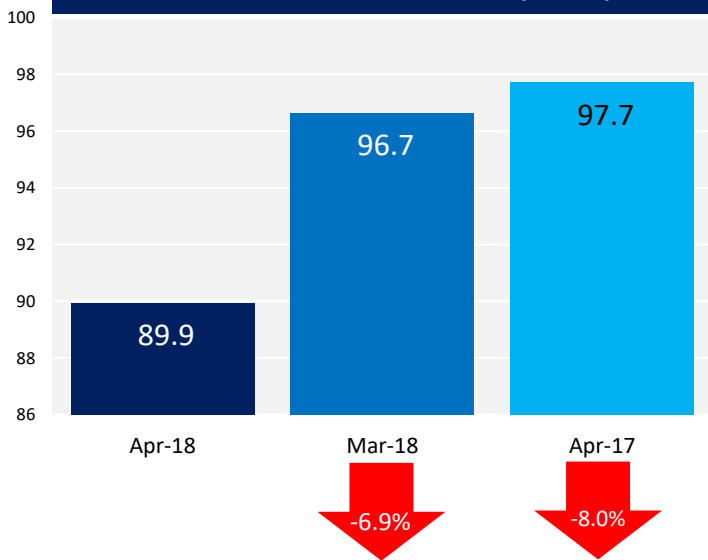
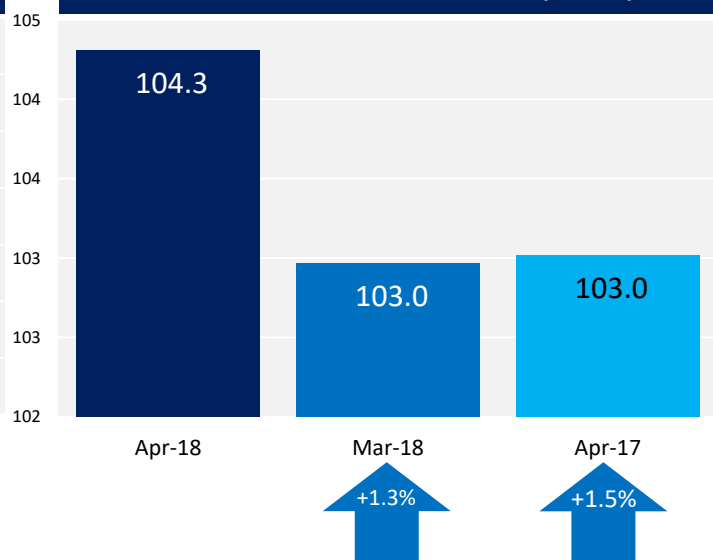


MAY 2018

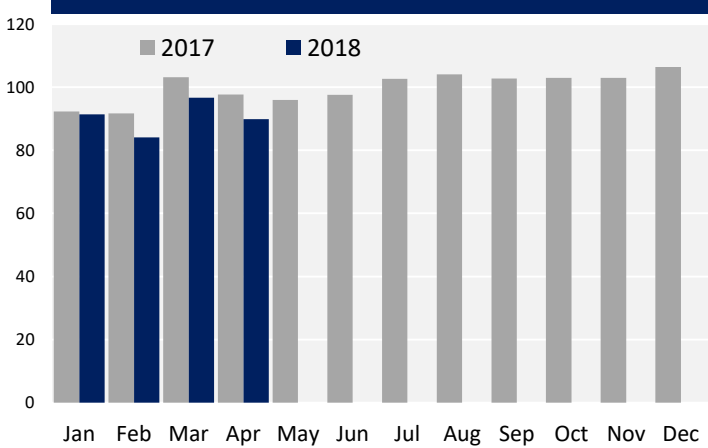
MARKETS FOOTFALL INDEX (APRIL)



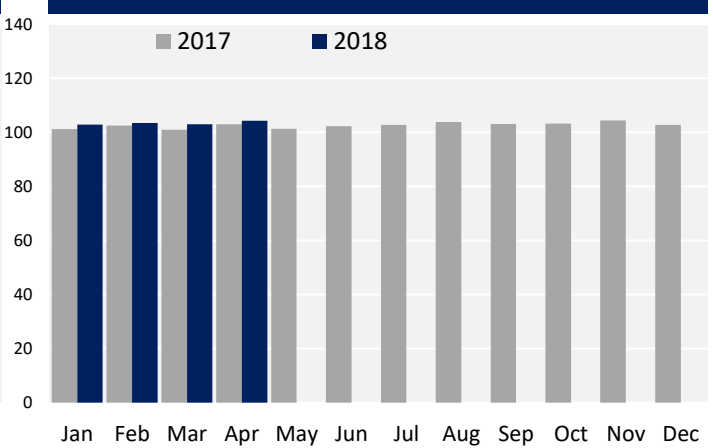
RETAIL SALES VOLUME INDEX (APRIL)



MARKETS ANNUAL FOOTFALL TREND



ANNUAL RETAIL VOLUME TREND



1 st to 5 th Apr 2018		6 th to 17 th Apr 2018		18 th to 21 st Apr 2018		22 nd to 30 th Apr 2018	
Cold and wet with some snow in places		Milder, with dry & sunny weather in the North		Warmest, sunniest April weather since 1949		Cool, unsettled weather with rain	

Even allowing for the adverse factor of Easter moving from March into April this year, UK figures for both retail sales and footfall have disappointed commentators, and heralded announcements of store closures from House of Fraser, M&S, Carpetright, Poundworld and others. The BRC reports April retail sales down by 3.1%, the biggest YoY decline since 1995. On the footfall front Springboard report a decline of 3.3% for High Streets; another unwanted record, this one the biggest fall since the recession of 2009. High Street vacancies now stand at 9.2%, up from 8.9% in January. Footfall in UK retail markets, measured by PFM Footfall Intelligence, mirrors this gloomy picture with a steep decline of 8% YoY. Since the start of the year, market traders have lost one customer in every 10.